2021

Product Catalogue

Section 8: Miscellaneous Equipment

SYSTEMS

DIN-EN ISO 15085 TÜV NORD

TÜV ISO 9001

TÜV NORD ISO 3834-2

AQAP

Section 8: Miscellaneous Equipment

This document is one of a series of 10 catalogue sections which together give specifications for all the products in our range.

Other sections are available on request.

Section 1: Rail Handling

Section 2: Sleeper Handling

Section 3: Panel Handling

Section 4: Ballast and Trackbed

Section 5: Clipping and De-Clipping

Section 6: Signals and Crossings

Section 7: Cable and Electrification

Section 8: Miscellaneous Equipment

Section 9: Barriers and Access

Section 10: Tiltrotator

8.1 ETS10 Elk Trolley Skate



Carry your tools and equipment right from the van to the track and then along the line to the worksite on a single trolley - the Elk Trolley Skate.

On the rail the Elk Trolley Skate runs on hard nylon wheels with sealed ball races to make light work of propelling even the heaviest loads.

O the rail the Elk Trolley Skate runs on either solid rubber or pneumatic tyres.

With removable handles this skate is easy to stow on a vehicle and the load tray is large enough to carry tools, bars, gas cylinders, etc.

Features

- Strong and Robust
- Unique Road / Rail design
- Removable Handles
- Strong steel construction
- 250kg capacity
- Full Factory Parts Backup
- CE Marked

AN EXTREMELY USEFUL ADDITION TO ANY TRACK WORK GANG'S INVENTORY

Specifications

Weight	24 kg
WLL (Safe Working Load)	250 kg
Proof Load (Factory test)	500 kg
Deck Height (above rail)	225 mm
Tray Width	450mm
Tray Length	900 mm

Wheels	Plastic centre/urethane tyre
Body Colour	08E51 Yellow
Wheels	Red

Benefits

Dual Purpose Device - road and rail

Carry heavy tools and equipment right from the van to the job on one trolley

Light and compact for transport

Specifications given may be subject to change due to our policy of continuous improvement

Options and Ordering Information

The ETS10 Elk Trolley Skate is available either with an open ended deck or a closed ended deck.

Both models feature removable handles, solid rubber tyred wheels and hard plastic rail wheels on ball bearing races.

A special version is also available with racking to hold 18 Instant Barrier Posts (see page 110).

Example: ETS10-01 Trolley Skate with open ended deck

Specifications given may be subject to change due to our policy of continuous improvement

8.2 RMT13 Rail Marking / Greasing Trolley



The IH Systems Rail Marking / Greasing Trolley is a unique device designed for painting a mark or applying grease along the head of the rail.

Track Lube is often necessary on tight radius curves to prevent excessive wheel flange wear. This device accurately applies grease exactly where it is needed without waste or hardship on the operator.

The device can also apply a paint line to the head of the rail to demarcate work zones or areas where particular hazards exist.

Features

- Strong and robust
- Lightweight construction
- Adjustable for all can sizes
- Long life Delrin wheels
- Ball race wheel bearings
- Side push handle with spray control
- Quick to assemble and dismantle
- For spraying paint or grease
- Full Factory Parts Backup
- CE Marked

A QUICK AND EASY WAY TO MARK OUT WORK AREAS OR TO APPLY TRACK LUBE.

Specifications(typical)

Weight (complete unladen)	12 kg
Weight (heaviest part)	9.5kg
Load Capacity	50 kg
Capacity (600ml Cans)	24 cans
Handle Height (above rail)	680 mm
O/A Width	1,000 mm
O/A Length	1,000 mm
O/A height (assembled)	800 mm

Body Colour	Yellow
Construction	Aluminium Alloy
Usage	Paint / Grease
Min. can length	120 mm
Max. can length	350 mm*

*note: longer cans can be accommodated using optional high capacity model.

Benefits

Quick, Simple and Accurate

Reliable, durable marking

Accurate grease placement

Reduced manpower requirement

Clear demarcation of track zones



Specifications given may be subject to change due to our policy of continuous improvement

Options and Ordering Information

The RMT13 Rail Marking / Greasing Trolley is available in two models: standard and high capacity.

The frame and bin are powder coated in yellow, the handle and can holder in white.

Hard plastic rail wheels are fitted and these run on ball bearings.

Example: RMT13-01 Rail Marking / Greasing Trolley

8.3 TB14 Tow Bars, Links and Adapters

IH Systems Tow Bars are made to order allowing us to custom make tow bars to your specifications.

Our standard design is a 2m long bar with forged eyes welded to a high tensile steel centre bar however, custom built tow bars for special purposes are frequently produced.

Extra features such as pipe and cable brackets can easily be accommodated and special light-weight designs and extra long lengths are available.

The specifications on this page are for our standard tow bar. Please contact us for other options.

Features

- Strong and Robust
- Custom designs available
- Forged eyes
- All Steel Welded Construction
- High Resistance to Dynamic Loads
- High Resistance to Abuse
- CE Marked

HIGH STRENGTH AND ECONOMICAL TOW BAR FOR EMERGENCY RECOVERY AND GENERAL APPLICATIONS

Specifications (std.)

Weight	42 kg
Finish	Powder Coated
Length (pin centres)	2,000mm
Max. Tow Force	160 kN
Proof Load (Factory Test)	200 kN

Options available include:

- Lightweight construction
- Cranked design
- Hose and cable mounts
- Carrying handles
- Adapter links
- Stowage brackets



Benefits

Standard and Custom designs to suit your exact requirements

Full technical documentation and test reports available

Specifications given may be subject to change due to our policy of continuous improvement

Options and Ordering Information

IH Systems TB14 Tow Bars come in two basic designs: solid centre bars and lighter tubular bars.

Forged towing eyes are fitted to both ends of standard tow-bars and both designs meet the requirements of RIS1530-plt for emergency recovery use.

Tow bars are available in lengths from 1m to 5m.

Example: TB14-01-02 Solid Bar Tow-bar 2m long

Specifications given may be subject to change due to our policy of continuous improvement

8.4 RB11 LIGHTWEIGHT ROLLER BEDS

Lightweight roller beds are the solution to moving loads in tunnels, on platforms and in other areas where access is too restricted for machines.

Two sizes are available, singe and double roller width. Both feature a high strength, high rigidity aluminium alloy space frame with removable rollers.

The rollers have thick walled aluminium outer tubes running on sealed for life ball races and high tensile steel tubular shafts. The result is a low friction, high capacity roller set.

Features

- Light and compact
- Rollers removable for further weight reduction
- High load capacity
- Low friction
- All Aluminium Welded Construction frame
- High Resistance to Dynamic Loads
- High Resistance to Abuse
- CE Marked

A ROBUST, SAFE AND RELIABLE SYSTEM FOR MOVING LOADS OF ALL TYPES

Specifications (std.)

Weight (Double)	49 kg
Weight (Single)	29 kg
WLL	2,000 kg
Proof Load	3,000 kg
O/A Height	215 mm
O/A Width (Single)	510 mm
O/A Width (Double)	970 mm
O/A Length	2020 mm

- TIG welded aluminium construction
- Removable rollers
- CAE refined design
- Low Friction sealed ball races
- Aluminum rollers with steel shafts



Benefits

High Strength, Light Weight

Easy to transport and carry

Fits 4-foot

Single and Double width available

Specifications given may be subject to change due to our policy of continuous improvement

Options and Ordering Information

IH Systems RB11 Roller Beds can be supplied in a plain or a powder coated finish.

Two widths are avalible: single roller and double roller.

If requested at time of order a load test certificate can be supplied.



Example: RB11-01-01 Single Width Roller Bed in Plain finish

Specifications given may be subject to change due to our policy of continuous improvement

8.5 Attachment Mulcher AGM

Mowing down of grass and weeds as well as shrub cutting along unyielding terrain or at embankments requires cost intensive manual labour. However, this can be reduced to a fraction when using the mulcher attachment AGM.

The application spectrum covers all types of grass mowing, weed cutting and shrub cutting. A flap at the front end of the equipment can be adjusted for optimum mulching of shrubs and branches.

The use of cutting flails made from high-quality steel and machined for heavy-duty cutting yield an extended service life for the mulcher with a minimum of servicing.

Technical Data:

Length	: 1,150 mm
Width	: 1,630 mm
Height	: 1,150 mm
Working width	: 1,200 mm
Number of flails	: 20
Speed	: max. 1,800 Rpm
Weight	: ca. 700 kg
Hydraulic	
Drive motor	
Oil volume, constant	: 80 l / min
Pressure	: 250 bar
Mulcher drive	
Flow volume	: 3 – 20 l / min
Leak oil	: max. 3 bar

Proven components as they are used in our other work attachments provide for a flexible application spectrum and for highly efficient operation.

The fully rotating drive module caters for most complex geometries along the track side.
The use of the mulcher attachment does not require any changes or modifications to the excavator`s hydraulic system.
Any desired motion can be realised when using the mounting module for the Quick-connection hydraulic couples and the use of quick-mounting coupler modules facilitate and expedite the use of the mulcher with a crane or excavator.

Operational advantages of the attachment mulcher:

- reduces the costs of manual labour of moving down grass and weeds to a fraction
- a flap at the front end of the equipment can be adjusted for optimum mulching of shrubs and branches
- the fully rotating drive module caters for most complex geometries along the track side
- the use of the mulcher attachment does not require any changes or modifications to the excacavator's hydraulic system
- the use of cutting flails made from high-quality steel and machined for heavy-duty cutting yield an extended service life for mulcher with an minimum of servicing
  quick-connection hydraulic couples and the use of quick-mounting coupler modules facilitate and expedite the use of the mulcher with a crane or excavator

Specifications given may be subject to change due to our policy of continuous improvement